
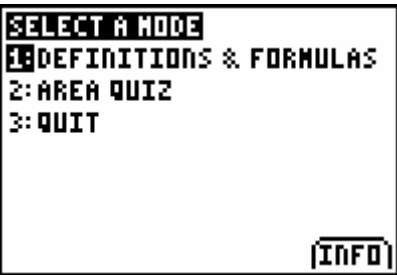
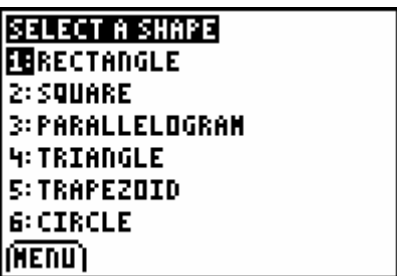
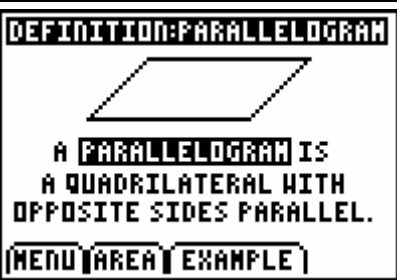
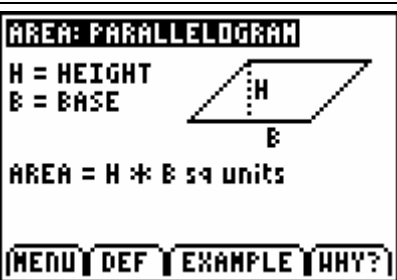
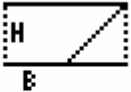





7TH GRADE TI-73 ACTIVITY 29: AREA FORMULAS

<p>ACTIVITY OVERVIEW: In this activity we will</p> <ul style="list-style-type: none"> Review area formulas and practice solving area problems 	
<p>The Area Formulas application allows you to view formulas for various polygons and circles. The first section gives you definitions and formulas. There are even explanations for some figures! Then you can access a quiz to see what you have really learned</p>	
<p>On your TI-84, press your apps key, arrow to area formulas and press ENTER three times to get to the main menu. Select Definitions and formulas by pressing ENTER and you will see the menu to the right</p>	
<p>Select one of the shapes in the menu by arrowing to it and pressing ENTER. You can also press the number of the list. The parallelogram is on the right.</p>	
<p>If you then select the formula by pressing the soft key below area, you will get the area formula. In this case, there is even an option to find out WHY this formula works.</p>	

Press the softkey under WHY and the reason will be revealed.

AREA: PARALLELOGRAM
 H = HEIGHT 
 B = BASE
 AREA = H * B sq units
SAME AREA AS A RECTANGLE
 (MENU) DEF EXAMPLE **WHY?**


Example will give you a figure with specific dimensions and then shows you how to use the formula.

EXAMPLE: PARALLELOGRAM
 B km

 3 km
 AREA = B km * 3 km
 = 24 sq km
 (MENU) DEF AREA EXAMPLE

When you have finished with all of the figures and their formulas, you can move on to the area quiz from the main menu. The quiz has two levels, silver and gold. Press **ENTER** when you have selected the appropriate level.

SELECT A LEVEL
LEVEL 1
LEVEL 2
 SELECT & PRESS [ENTER]
 (MENU) HIGH SCORE: 0

Random problems will generate for various figures you have studied. You will press the key under the letter answer you choose. Whether you are correct or not, you get a quick message and then you move on to the next problem.

9yd  9yd
 A: 18sqyd C: 81sqyd
 B: 36sqyd D: 729sqyd
 (MENU) A B C D